



TALEA

BY
BEYOND

FLOOR PLANS

1 BEDROOM

TYPE A



TALEA

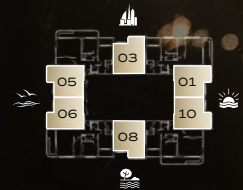
UNIT AREAS

INTERNAL AREA	652	SQ.FT
EXTERNAL AREA	105	SQ.FT
TOTAL AREA	757	SQ.FT


KEY SECTION



FLOORS 5-6, 9-10, 13-14,
17-18, 21-22, 25-26,
29-30, 33-34, 37



FLOORS 7-8, 11-12, 15-16,
19-20, 23, 27-28, 31-32,
35-36



BEYOND

The renderings and visualisations in this brochure are for illustrative and marketing purposes only. While the information provided is accurate and reliable at the time of publication, it is important to note that only the information included in the final Sales and Purchase Agreement will carry legal significance.



2 BEDROOM

TYPE A


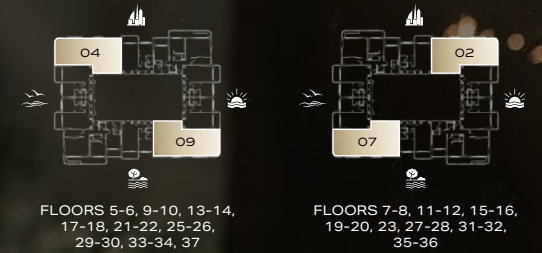
TALEA

UNIT AREAS

INTERNAL AREA	1,134	SQ.FT
EXTERNAL AREA	288	SQ.FT
TOTAL AREA	1,422	SQ.FT



KEY SECTION



BEYOND

The renderings and visualisations in this brochure are for illustrative and marketing purposes only. While the information provided is accurate and reliable at the time of publication, it is important to note that only the information included in the final Sales and Purchase Agreement will carry legal significance.



2 BEDROOM

TYPE B


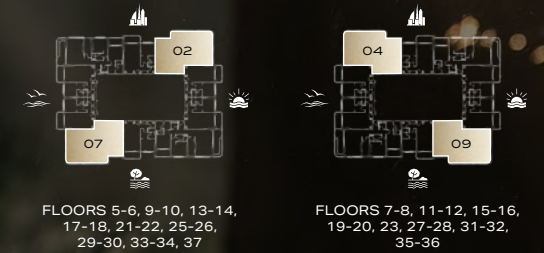


TALEA

UNIT AREAS

INTERNAL AREA	1,134	SQ.FT
EXTERNAL AREA	327	SQ.FT
TOTAL AREA	1,461	SQ.FT

KEY SECTION



BEYOND

The renderings and visualisations in this brochure are for illustrative and marketing purposes only. While the information provided is accurate and reliable at the time of publication, it is important to note that only the information included in the final Sales and Purchase Agreement will carry legal significance.



2 BEDROOM

TYPE C

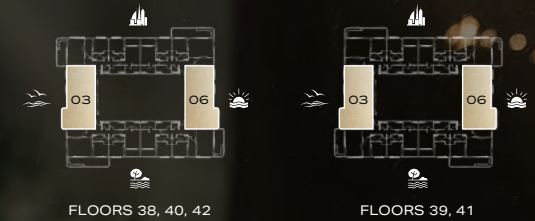


TALEA

UNIT AREAS

INTERNAL AREA	1,162	SQ.FT
EXTERNAL AREA	155	SQ.FT
TOTAL AREA	1,317	SQ.FT

KEY SECTION



BEYOND

The renderings and visualisations in this brochure are for illustrative and marketing purposes only. While the information provided is accurate and reliable at the time of publication, it is important to note that only the information included in the final Sales and Purchase Agreement will carry legal significance.



3 BEDROOM

TYPE A

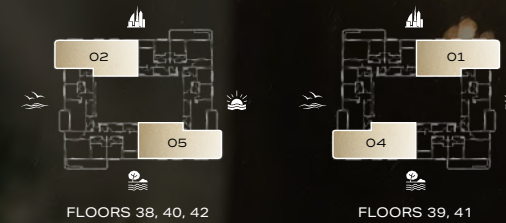
TALEA

UNIT AREAS

INTERNAL AREA	1,501	SQ.FT
EXTERNAL AREA	382	SQ.FT
TOTAL AREA	1,883	SQ.FT



KEY SECTION



BEYOND

The renderings and visualisations in this brochure are for illustrative and marketing purposes only. While the information provided is accurate and reliable at the time of publication, it is important to note that only the information included in the final Sales and Purchase Agreement will carry legal significance.



3 BEDROOM

TYPE B

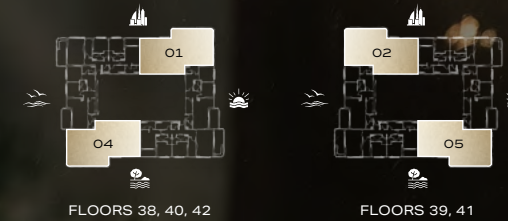


TALEA

UNIT AREAS

INTERNAL AREA	1,500	SQ.FT
EXTERNAL AREA	295	SQ.FT
TOTAL AREA	1,795	SQ.FT

KEY SECTION



BEYOND

The renderings and visualisations in this brochure are for illustrative and marketing purposes only. While the information provided is accurate and reliable at the time of publication, it is important to note that only the information included in the final Sales and Purchase Agreement will carry legal significance.



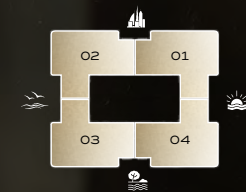
4 BEDROOM PENTHOUSE

TALEA

UNIT AREAS

INTERNAL AREA	2,830	SQ.FT
EXTERNAL AREA	1,632	SQ.FT
TOTAL AREA	4,462	SQ.FT

KEY SECTION




FLOOR 43
LOWER LEVEL



LOWER LEVEL

The renderings and visualisations in this brochure are for illustrative and marketing purposes only. While the information provided is accurate and reliable at the time of publication, it is important to note that only the information included in the final Sales and Purchase Agreement will carry legal significance.



BEYOND

4 BEDROOM PENTHOUSE



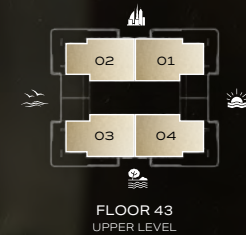
UPPER LEVEL

TALEA

UNIT AREAS

INTERNAL AREA	2,830	SQ.FT
EXTERNAL AREA	1,632	SQ.FT
TOTAL AREA	4,462	SQ.FT

KEY SECTION



BEYOND

The renderings and visualisations in this brochure are for illustrative and marketing purposes only. While the information provided is accurate and reliable at the time of publication, it is important to note that only the information included in the final Sales and Purchase Agreement will carry legal significance.

